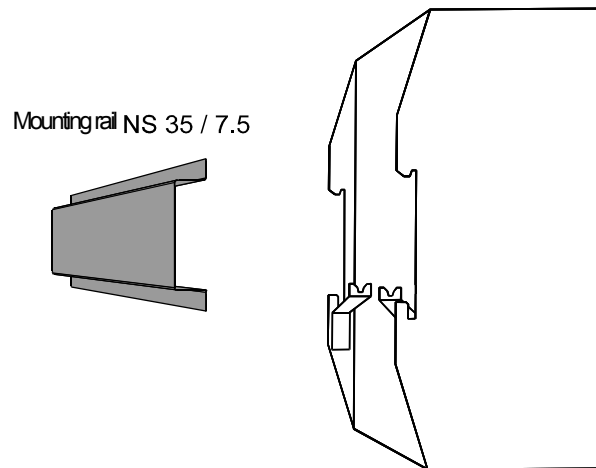


9.4 Assembly instructions

The axis cassettes are designed to be mounted on rails in the switch cabinet. No extra assembly accessories are required for mounting the cassette on the rail.



The cassette housing is placed on the mounting rail from below and pushed upwards with the tension springs (Fig. 9-1). Simply push the cassette housing against the mounting rail until it snaps into place (Fig. 9-2).

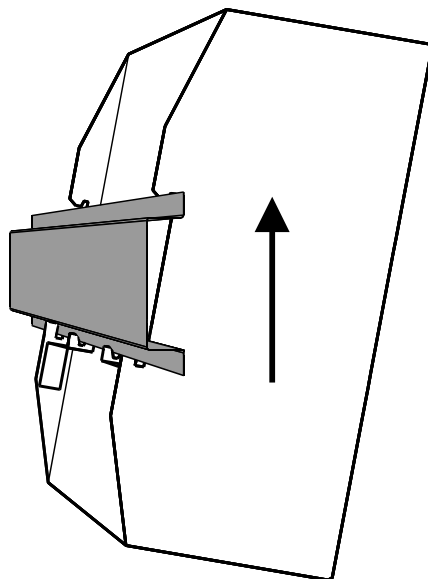


Fig. 9-1

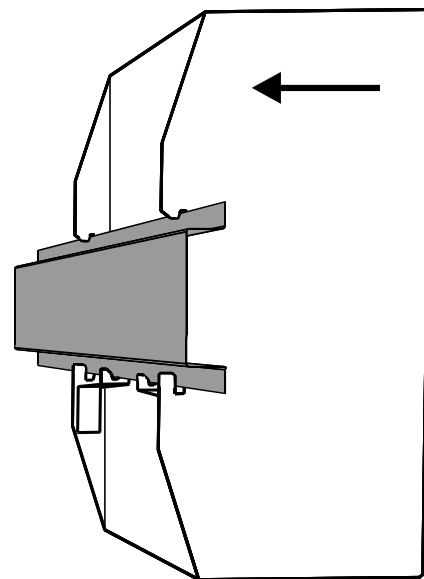


Fig. 9-2