

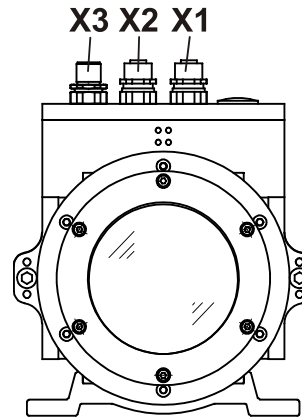
Steckerbelegung / Pin Assignment

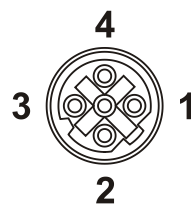
Steckerbelegung für Laser LE-200 mit EtherCAT Schnittstelle /

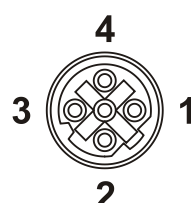
Pin Assignment for laser LE-200 with EtherCAT Interface

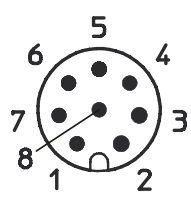
Der Schirm ist großflächig auf das Gegensteckergehäuse aufzulegen!

The shielding is to be connected with large surface on the mating connector housing!



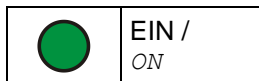
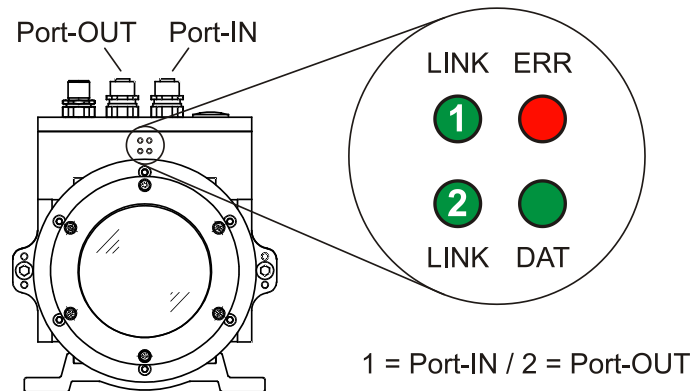
X1	PORT-IN; Flanschdose / Female socket (M12x1-4 pol. D-coded)			
1	TxD+	Sendedaten +	<i>Transmission Data +</i>	Steckseite / Mating Face 
2	RxD+	Empfangsdaten +	<i>Receive Data +</i>	
3	TxD-	Sendedaten -	<i>Transmission Data -</i>	
4	RxD-	Empfangsdaten -	<i>Receive Data -</i>	

X2	PORT-OUT; Flanschdose / Female socket (M12x1-4 pol. D-coded)			
1	TxD+	Sendedaten +	<i>Transmission Data +</i>	Steckseite / Mating Face 
2	RxD+	Empfangsdaten +	<i>Receive Data +</i>	
3	TxD-	Sendedaten -	<i>Transmission Data -</i>	
4	RxD-	Empfangsdaten -	<i>Receive Data -</i>	

X3	Flanschstecker / Male socket (M12x1-8 pol. A-coded)		
1	18 – 27 V DC / 24 V DC; Supply voltage Standard / Heizung (<i>Heating</i>)		 Steckseite / Mating Face
2	GND, 0V; Versorgung / <i>Supply voltage</i>		
3	TRWinProg +		
4	TRWinProg -		
5	Switching Input; High: > +8 V, Low: < +2 V		
6	Switching Output; High: > US-2 V, Low: < 1 V		
7	N.C.		
8	N.C.		

Steckerbelegung / Pin Assignment

Diagnose-LEDs / *Diagnosis-LEDs*





LINK-LEDs (grün / *green*)

	Ethernet Verbindung hergestellt / <i>Ethernet connection established</i>
---	--

DAT-LED (grün / *green*)

	Datenübertragung TxD/RxD / <i>Data transfer TxD/RxD</i>
---	---

ERR-LED (rot / *red*)

	kein Fehler, Mess-System in Betrieb / <i>No error, measuring system ready for operation</i>
	Mess-System-Fehler bzw. Hardwarefehler / <i>Measuring system or hardware error</i>

Bestellangaben zum Ethernet Steckverbinder, passend zur Flanschdose M12x1-4 pol. D-kodiert /
Order numbers for the Ethernet connector, suitably for the D-coded female socket M12x1-4 pol.

Hersteller / <i>Manufacturer</i>	Bezeichnung / <i>Name</i>	Art-No.:
Binder	Series 825	99-3729-810-04
Phoenix Contact	SACC-M12MSD-4CON-PG 7-SH (PG 7)	15 21 25 8
Phoenix Contact	SACC-M12MSD-4CON-PG 9-SH (PG 9)	15 21 26 1
Harting	HARAX® M12-L	21 03 281 1405